



# Expanded Metal

Versatile diamond-pattern mesh for grating, fencing, filtration and architecture



**3-200 mm**

LWD Range

**1.5-75 mm**

SWD Range

**0.2-6 mm**

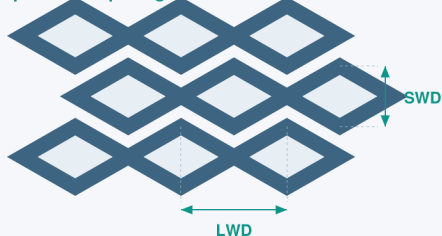
Thickness

**4 Materials**

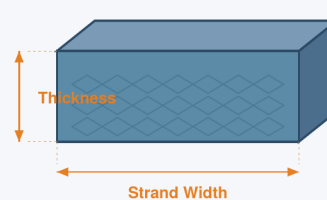
SS, MS, AL, GI

## UNDERSTANDING EXPANDED METAL DIMENSIONS

### Top View — Opening Dimensions



### Cross-Section — Strand Detail



## KEY APPLICATIONS

- Fencing, grating, and walkways
- Machine guards and safety enclosures
- Filtration and ventilation panels
- Architectural facades and cladding
- Cable trays and battery grids

## AVAILABLE MATERIALS

- |                         |                     |
|-------------------------|---------------------|
| <b>Stainless Steel</b>  | Corrosion-resistant |
| <b>Mild Steel</b>       | Cost-effective      |
| <b>Aluminium</b>        | Lightweight         |
| <b>Galvanised Steel</b> | Outdoor durability  |

Order Type: Ready Stock | Make to Order | Custom Sizes

Standard Sheets: 4' x 8' | Custom widths/lengths available

## Expanded Metal — Standard Sizes

LWD 3 mm to 30 mm | All dimensions in millimeters

LWD	SWD	Thick.	Strand W.
3	1.5	0.3	0.6
3	1.5	0.5	7
4	2	0.7	0.5
4	2	0.7	1
4.37	2	0.5	0.6
5	2	0.5	1
5	3	0.25	0.3
5	3	0.4	0.5
6	3	0.25	0.3
6	3	0.25	3
6	3	0.35	0.3
6	3	0.35	0.4
6	3	0.35	2
6	3	0.3	0.5
6	3	1.2	0.3
7.4	4.5	1	1
8	5	0.6	2
10	1.5	1.7	2
10	1.73	1.6	2
10	5	0.8	1
10	5	1	0.8
10	6	0.3	0.5
10	6	0.5	0.8
12	6	2	2.5
12	23	1.15	2
12	27	1.5	1.5
12	28	1.5	1.5
12	30	2.24	3
12	30	3	2.2
13	4	0.9	1
13	8	1	1.5
13.5	4.5	0.9	1
14	8	0.6	0.7
14	8	0.6	0.8
14	8	0.8	1
14	8	1	0.8
15	8	0.5	0.8
15	8	0.8	1
15	9	1.2	2.6
15	9	1.5	6

LWD	SWD	Thick.	Strand W.
15	10	0.8	1
15	10	1	1.5
16	1	0.2	0.3
16	1	0.25	0.3
16	1	1.5	—
16	9	0.6	1
17	8	1.2	1.5
18	10	0.6	1
20	10	0.5	1
20	10	2.24	3
20	16	1	2.2
22.5	11.3	1	1.2
25	6	1.2	3
25	10	0.8	2
25	10	1.2	1.5
25	10	1.2	2.5
25	10	1.5	1.5
25	10	1.6	3.25
25	10	1	2.5
25	10	3	1.5
25	10	3	2
25	12.5	0.8	1.1
25	12.5	1.3	1.5
25	12.5	1.5	1.5
25	12	1.2	1.5
25	12	1.5	1.9
25	15	1.5	3
28	12	0.4	0.2
28	12	0.4	0.5
28	12	0.7	1
28	12	2	2
28	16	1.5	2
30	10	3	5
30	12	2	1.5
30	12	3	2.2
30	13	2	3
30	15	0.3	0.6
30	15	1.2	2.2
30	15	2	2.5

## Expanded Metal — Standard Sizes (continued)

LWD 35 mm to 200 mm | All dimensions in millimeters

LWD	SWD	Thick.	Strand W.
35	17	2.5	2
40	10	1.5	2.8
40	10	1.5	3
40	10	1.5	3.2
40	10	1.5	3.25
40	10	1.6	3.2
40	10	1.6	3.25
40	10	3	3
40	10	4	4
40	12	1.5	2
40	12	1.5	3.2
40	12	2	2.5
40	15	2	2
40	15	3	3
40	16	3	3
40	18	1.2	2.8
40	18	2	3
40	18	2.5	4
40	18	3	4
40	20	1	1.5
40	20	1	2
40	20	1.5	2
40	20	2.5	2.5
40	20	2.5	3
40	20	2	1.5
40	20	2	2
40	20	2	3
40	20	2	4
40	20	2	5.8
40	20	3	3
40	20	3	4
60	25	2	2.5
60	25	2.5	2.5
60	25	2.5	3
60	25	3	2.2
60	25	3	2.5
60	25	3	3
60	25	3	4

LWD	SWD	Thick.	Strand W.
60	25	3	5
60	25	4	3.5
60	25	4	4
60	25	5	5
60	25	6	6
60	26	4	4
60	30	3	2.2
60	30	3	3.2
60	30	3	3
62	25	1.2	2
62	25	1.5	2
62	25	1.5	6
62	25	2.5	2.5
62	25	2	2.5
62	25	2	6
62	25	4	4
62	26	3	4
62	26	4	4
62	27	2	2
62	27	4	4
65	32	3	3
70	30	4	4
75	25	1.6	3.25
75	25	3.25	3
75	30	5	10
75	32	4	6.25
75	40	1.6	2
75	40	2.5	2.5
75	40	2.5	3
75	40	3	3
75	40	3	3.25
75	40	4	4
75	40	5	5
75	40	5	6
80	20	1.5	22
100	40	5	8
115	40	3.15	7
200	75	3.15	6

**Note:** Custom sizes available on request. Standard sheet size: 4' x 8'. Contact your nearest branch for availability.  
 Material options: SS 304, SS 316, Mild Steel, Aluminium, Galvanised Steel. All dimensions in mm.

## Why Banaraswala?

1

### 40 Years of Expertise

Est. 1986. Deep application knowledge across mining, pharma, food, chemical, construction.

2

### Complete Product Range

One vendor for all wire mesh products. 10,000+ SKUs across 7 product categories.

3

### Pan-India Delivery

5 branches + 2 factories. Same-day dispatch. <24hr delivery to 80% of industrial India.

4

### Ready Stock + MTO

Standard items ex-stock. Custom specs with dedicated engineering support.

5

### ISO 9001:2015 Certified

Consistent quality management across all manufacturing and distribution operations.

6

### Technical Partnership

Application engineering support. Help selecting right mesh for your specific needs.

## Get in Touch

### Coimbatore (HQ)

coimbatore@banaraswala.com  
+91 73395 53666

### Mumbai

mumbai@banaraswala.com  
+91 99876 16364

### Chennai

chennai@banaraswala.com  
+91 93612 73366

### Ahmedabad

ahmedabad@banaraswala.com  
+91 93767 31234

### Hyderabad

hyderabad@banaraswala.com  
+91 93915 85658



Scan to contact

[Request a Quote](#) | [Technical Consultation](#) | [Request Samples](#)

[www.banaraswala.com](http://www.banaraswala.com)

Also from BWM: Woven Wire Mesh | Welded Mesh | Vibrating Screen | Perforated Sheets | Chain Link Fencing

*woven to perfection*